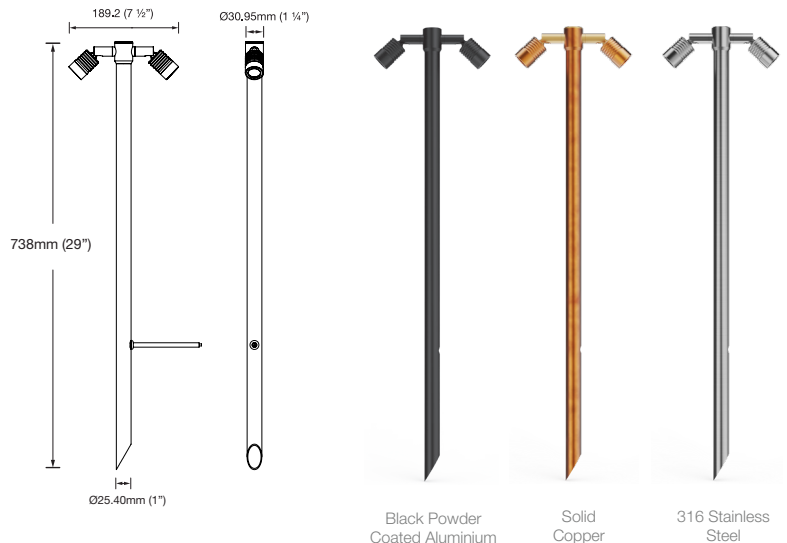


MODUX ONE TWIN POLE LIGHT

Specifications

LED	Pin mounted 1W 3Vf Cree XPG-3 LED
Power	2 Watt
Output	160 lm/w*
LED Life Expectancy	50,000 hours L70
CRI (3000K)	90+
Warranty	Electronics = 5 years (Excludes third party lamps and power supplies) Aluminium = 5 years Copper = 10 years Stainless Steel = 10 years



Standards

*Delivered from the luminaire with an unobstructed beam

Product Configuration

○ M1TP

Power	Material/Finish	Beam	Colour	Accessories
<input type="checkbox"/> R Constant Current Input, Series Wired, 2W Requires Constant Current Driver (not supplied). Fixture Input: 3Vf @ 350mA maximum.	<input type="checkbox"/> Powder Coated Aluminium <input type="checkbox"/> A <ul style="list-style-type: none"> <input type="checkbox"/> EBK Black <input type="checkbox"/> EBZ Bronze <input type="checkbox"/> EOGR Olive green <input type="checkbox"/> EWH White <input type="checkbox"/> EWB White Birch <input type="checkbox"/> EDG Dark Grey <input type="checkbox"/> ESTAR Silver Star <input type="checkbox"/> ECT Corten <input type="checkbox"/> FS Fine Silver 	<input type="checkbox"/> 30 30 Degrees <input type="checkbox"/> 53 53 Degrees <input type="checkbox"/> 50+17 50+17 Degrees	<input type="checkbox"/> 2 2700K <input type="checkbox"/> 3 3000K <input type="checkbox"/> 4 4000K <input type="checkbox"/> A Amber <input type="checkbox"/> B Blue <input type="checkbox"/> G Green <input type="checkbox"/> R Red	<input type="checkbox"/> F Frosted Lens <input type="checkbox"/> GG Glare Guard <input type="checkbox"/> FM Flange Mount
<input type="checkbox"/> IA 12VAC Input, Parallel Wired, 2W Requires Magnetic/Wire Wound 12VAC Transformer (not supplied). Fixture Input: 12VAC, 2W (350mA).	<input type="checkbox"/> Solid Metal Options <input type="checkbox"/> C Solid Copper <input type="checkbox"/> AC Aged Solid Copper <input type="checkbox"/> S 316 Stainless Steel <input type="checkbox"/> EPS Electropolished 316 Stainless Steel			
<input type="checkbox"/> ID 24VDC Input, Parallel Wired, 2W Requires 24VDC Constant Voltage Power Supply (not supplied). Fixture Input: 24VDC, 2W (350mA).				

Luminaire Information

CNC machined from the following materials

Powder Coated Aluminium

Virgin, high corrosion resistant, low copper content (0.001%) aluminium with chromate substrate, and a highly UV-resistant polyester powder coat.

Solid Copper

110 high-purity copper alloy with a minimum copper content of 99.9%. Due to the nature of copper, it patinas over time. This patina acts as a protective layer that prevents further corrosion and enhances the metal's resistance to the elements.

316 Stainless Steel

316 Stainless Steel with high corrosion resistance and superior resistance against rust and abrasion.

Gaskets

Silicone, iron impregnated 220°C (428°F).

Mounting

Pole is inserted directly into the earth. Flange Mount is available for mounting to hard surfaces.

Accessories



Frosted Lens



Flange Mount



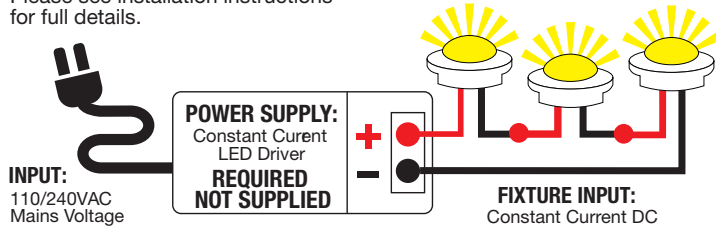
Glare Guard

Wiring Guide

Diagrams are a guide only, wire colours and polarity may change depending on fixture and country.

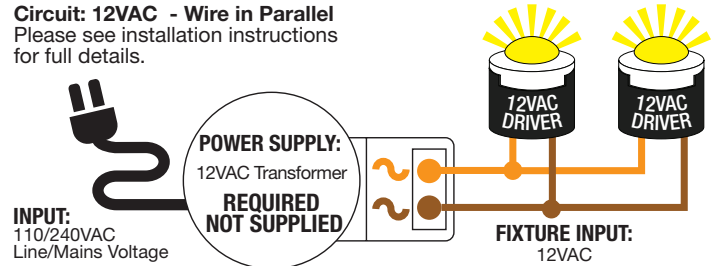
Circuit: Wire in Series With Remote Driver

Please see installation instructions for full details.



Circuit: 12VAC - Wire in Parallel

Please see installation instructions for full details.



Circuit: 24VDC - Wired In Parallel

Please see installation instructions for full details.

