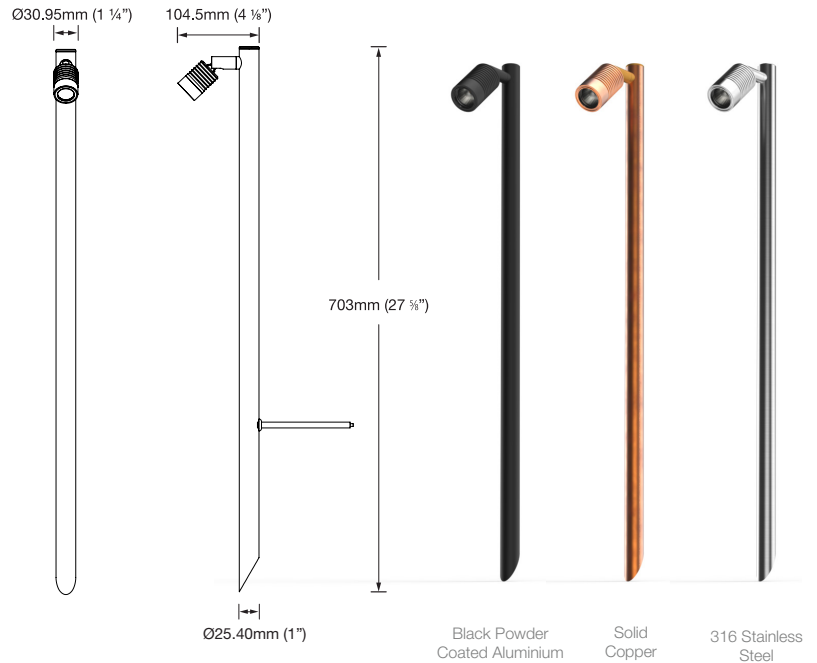


MODUX FOUR SINGLE POLE LIGHT

Specifications

LED	Screw Mounted 4W 6Vf Cree XHP50 LED
Power	4 Watt
Output*	360lm, 90 lm/w
LED Life Expectancy	50,000 hours L70
CRI (3000K)	90+
Ingress Protection	IP67
Warranty	Electronics = 5 years (Excludes third party lamps and power supplies) Aluminium = 5 years Copper = 10 years Stainless Steel = 10 years
Standards	



*Delivered from the luminaire with an unobstructed beam

Product Configuration

○ M4SP

Power	Material/Finish	Beam	Colour	Accessories
<input type="checkbox"/>	<input type="checkbox"/>	<input type="checkbox"/>	<input type="checkbox"/>	<input type="checkbox"/> <input type="checkbox"/> <input type="checkbox"/>
<p>R Constant Current Input, Series Wired, 4W Requires Constant Current Driver (not supplied). Fixture Input: 6Vf @ 700mA maximum.</p> <p>IA 12VAC Input, Parallel Wired, 4W Requires Magnetic/Wire Wound 12VAC Transformer (not supplied). Fixture Input: 12VAC, 4W (700mA).</p> <p>ID 24VDC Input, Parallel Wired, 4W Requires 24VDC Constant Voltage Power Supply (not supplied). Fixture Input: 24VDC, 4W (700mA).</p>	<p>Powder Coated Aluminium</p> <p>A</p> <ul style="list-style-type: none"> EBK Black EBZ Bronze EOGR Olive green EWH White EWB White Birch EDG Dark Grey ESTAR Silver Star ECT Corten FS Fine Silver <p>Solid Metal Options</p> <ul style="list-style-type: none"> C Solid Copper AC Aged Solid Copper S 316 Stainless Steel EPS Electropolished 316 Stainless Steel 	<ul style="list-style-type: none"> 26 26 Degrees 36 36 Degrees 74 74 Degrees 	<ul style="list-style-type: none"> 2 2700K 3 3000K 4 4000K 	<ul style="list-style-type: none"> F Frosted Lens H Hex Cell Louvre FM Flange Mount GG Glare Guard SNT Snoot

Luminaire Information

CNC machined from the following materials

Powder Coated Aluminium

Virgin, high corrosion resistant, low copper content (0.001%) aluminium with chromate substrate, and a highly UV-resistant polyester powder coat.

Solid Copper

110 high-purity copper alloy with a minimum copper content of 99.9%. Due to the nature of copper, it patinas over time. This patina acts as a protective layer that prevents further corrosion and enhances the metal's resistance to the elements.

316 Stainless Steel

316 Stainless Steel with high corrosion resistance and superior resistance against rust and abrasion.

Gaskets

Silicone, iron impregnated 220°C (428°F).

Lens

Extra clear, low iron, shatter resistant

Mounting

Pole is inserted directly into the earth. Flange Mount is available for mounting to hard surfaces.

Accessories



Frosted Lens



Hex Cell Louvre



Flange Mount




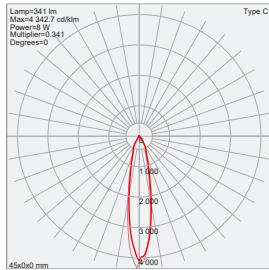
Glare Guard




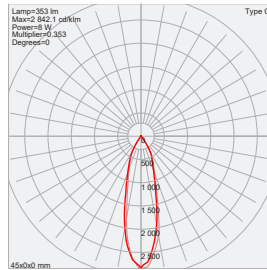
Snoot

Beam Angle


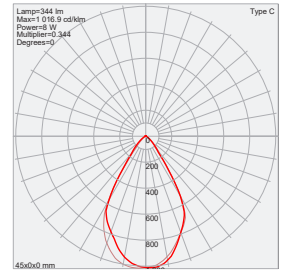
Beam angles shown are based on 3000K. For other colours and full photometric data, IES files are available for download from our website.



26°



36°



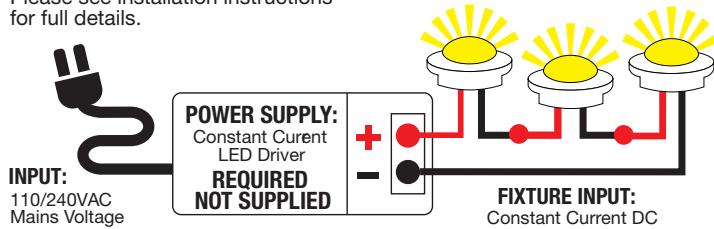
74°

Wiring Guide

Diagrams are a guide only, wire colours and polarity may change depending on fixture and country.

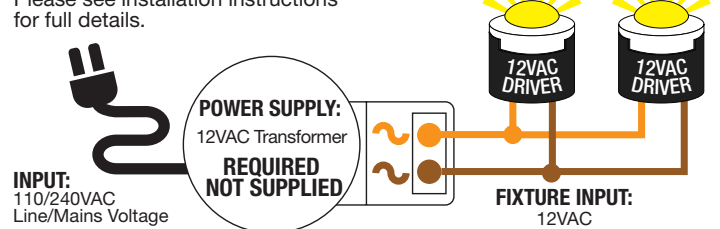
Circuit: Wire in Series With Remote Driver

Please see installation instructions for full details.



Circuit: 12VAC - Wire in Parallel

Please see installation instructions for full details.



Circuit: 24VDC - Wired In Parallel

Please see installation instructions for full details.

